



Qingdao Huicheng Environmental Technology Group Co., Ltd.

2024

A



81

1

22

"

"

1

2

1 2024

2 2025 1-6

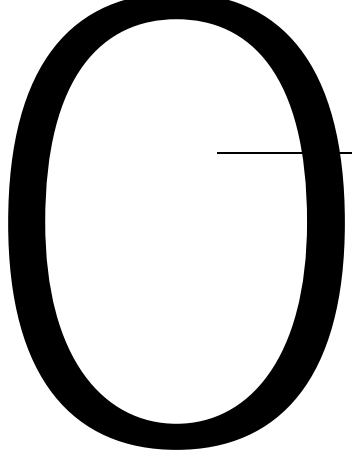
		T+1	T+2	T+3	T+4	T+5	T+6

"

"

"

"



VO

Σ

ĭ É4ô

!

"

"

"

"

"

"

"

"

..... 1

..... 2

..... 13

..... 16

..... 19

..... 97

..... 107

..... 137

..... 140

..... 154

			94,881,110	48.40%

"

"

"

"

1

"



4

"

"

"


"

"

"

"

"



1


1

2

"

"

1 FCC

	 <p>AlC高活性重油催化裂化催化剂</p>	
	 <p>AlC低生焦催化裂化催化剂</p>	

2

3



HCRH复活催化剂



HCRH复活催化剂

3

4

"

"

" "

"

"

"

"

"

"

"

"

"

5

1

	2025	1-6	2024		2023		2022	
		%		%		%		%
	35,496.44	63.26	66,340.31	58.29	70,229.36	66.03	3,938.31	11.00
	17,005.81	30.31	39,102.49	34.36	31,858.31	29.96	24,363.78	68.08
	1,369.44	2.44	5,507.66	4.84	1,774.40	1.67	2,160.33	6.04
	2,237.18	3.99	2,862.69	2.52	2,489.69	2.34	5,324.87	14.88
	56,108.87	100.00	113,813.16	100.00	106,351.75	100.00	35,787.29	100.00

2

	2025	1-6	2024		2023		2022	
		%		%		%		%
	56,108.87	100.00%	113,813.16	100.00	106,351.75	100.00	35,787.29	100.00

3

2025

1-6

2024

2023

2022



7490s2

[REDACTED]

[REDACTED]

a 3 2

4

5

6

	250,963.24	56,262.64	194,700.60	77.58%

"

"

1

2

3

2

--	--	--	--

1

45ž x J R ñB ø P 'C

)B

#



)B



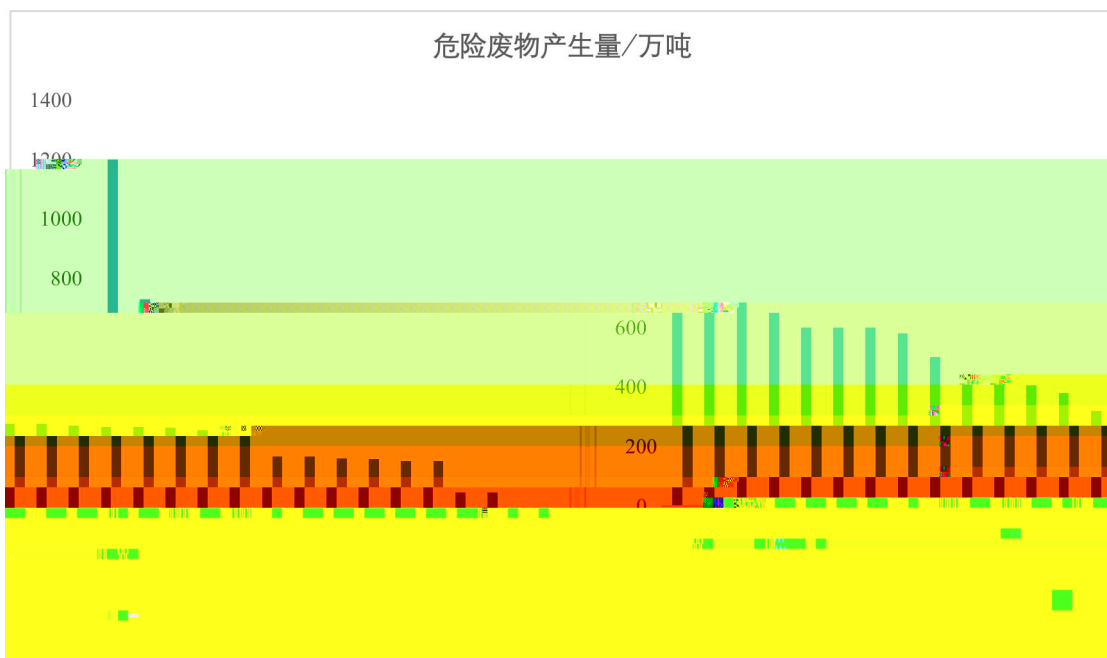
			" " " " "
			" "
" "			" "
			"
" "			
			" " "
			" " "
			" "
			"

			" "
			" "
			" "
			" "
			" "
			" "

2

			" "
			" "
			" "

危险废物产生量/万吨



			/




“ ”

“ ” ”

“ ” ”

“

“



D\$# ' È

"

"

Bfφ Êéà

4

AA TO E

AA TO E

y— N'





5

" "

"

"

"

"

"

"

"

"

"

"

1

2

1







2

"

"

3

2

"

"

"

"

"

"

"

"

"

"

"

"

"

"

3



4

"

"

"

"

"

"

"

"

"

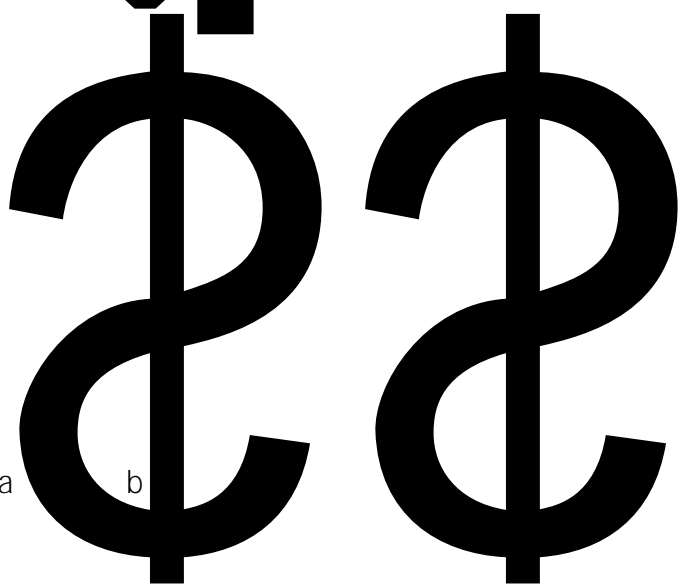
"

3

1

" _ _ _ _ "

1



b b a b





1



"

"

"

"

ê

2

—

2

1

"

"

2

"

"

"

"

"

"



"

"

3

c!

1

2

3

4

5

6

7

/

134 a

2

3
4
5

" "



" "

10 11

7


12 13 14 15 16





i

ž





" "

"

"

2

1 2023 12

"

"

"

"

2 2024 9

"



"

"

"

3

1 2023 12

"

"

"

"

"

"

"

"

2 2025 1

"

"

"

"

"

"

4

"

"

"

"

1 2024

	2025	2024		
	1-6	1-6		

2

	2024	2023

3 FCC

a " a " b



"

"

2

"

+


+

"

"

"

is a U of A



"

"

"

"

—

—

"

"

"

"

1

"

"

"

"

2

"

"

"

"

—

—

"

"

"

"

"

"

		/	/	/	
2					
3					
4					
5					
6					
					37,667.00

	/												
		1	2	3	4	5	6	7	8	9	10	11	12
		■	■	■									
				■	■	■	■	■	■				
				■	■	■							
									■	■	■	■	
													■

4

1

		-	-	42,979.16

2

			2022	2023	2024

	2022	2023	2024

1

			/	
		-	-	27,712.87

2

			2022	2023	2024

2

3



7 * e

"

"

1

"

"

2

"

"

3

" 8"

" (2024)

0007198 "

"

"

2020

51

"

"

" "

1

2

3

“

”

”

”

”

”

1

	2025	1-6	2024	2023	2022

2

3

1





1

"

"

"

" "

" "

"

2

"

"

3

"

"

1

"

"

"

"

"

"

2

"

"

3

"

"

1

1

2

		2024/12/31	2023/12/31	2022/12/31

		43.03	42.54	47.82
		68.38	58.33	70.14

3

	2022	2023	2024

4

	2022		2023		2024	
	36,323.20	100.00%	107,065.49	100.00%	114,918.45	100.00%

	2022		2023		2024	
	28,487.27	78.43%	40,608.13	37.93%	68,793.76	59.86%
	10,607.28	29.20%	11,819.95	11.04%	26,784.47	23.31%

5

	2024		2025 -2027		
			2025	2026	2027
	68,793.76	59.86%	89,431.89	116,261.45	151,139.89

	2024		2025 -2027		
			2025	2026	2027
	26,784.47	23.31%	34,819.81	45,265.76	58,845.48

2

1

1

2

2

3

1

Ã

2

4

E

• •

"

"

"

"

"

"



30,263.41

9
)



9

			2025 1-6	2024	2023	2022		

	2017	2016

	2020	2019

	2020	2019

"

"

2

3

NĚ Ěce

"

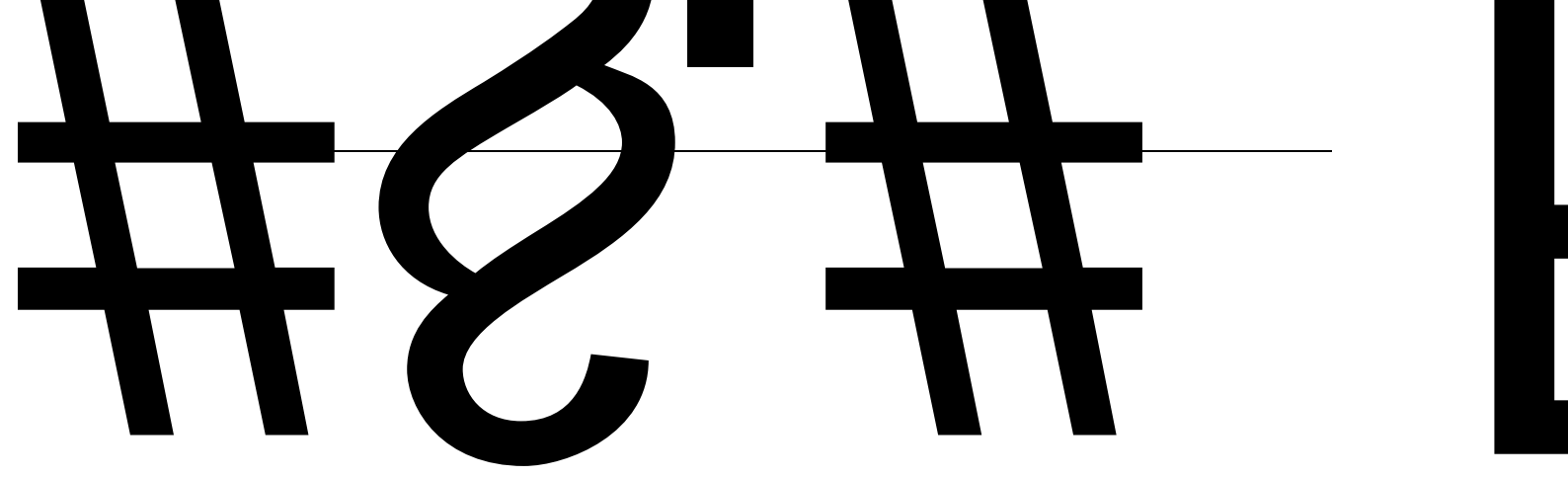
"

NO

CONFIDENTIAL

SECRET





"

"

ELIAD

"

"

"

"

D

"

1

2

1 2024

2 2025 1-6

3

1

T+1

T+2

T+3

T+4

T+5

T+6

			%	%
	67,094,250	31,365,500	46.75%	16.00%

20% 103.79 /						
40% 77.84 /						

A